



# PDRN Skin Booster PROTOCOL

Immediate effect of salmon DNA promoting cell growth



CONTAC

YouTube



#### Manufactured by CONTACTKOREA Inc.

#B119, B120 BizCenter-dong, SKn Technopark, 124,  
Sagimakgol-ro, Jungwon-gu, Seongnam-si,  
Gyeonggi-do, Korea. 13207  
[www.contactko.com](http://www.contactko.com) [contactkorea@contactko.com](mailto:contactkorea@contactko.com)

#### Head Office - Seoul

1st Fl., SJ Bldg., 46, Nonhyun-ro 151-gil, Gangnam-gu,  
Seoul, Korea. 06036  
Tel : +82-2-540-6440  
Fax : +82-2-540-6441



## PDRN effect

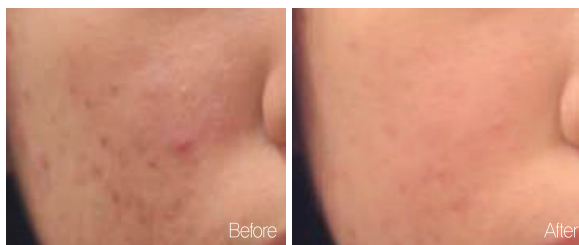
Overall, she has a great texture, The reason why skin boosters are so hot in Korea these days is because they may lack moisture, so the ingredients in the products can have various effects. With Glutathione is the best combination



- Targetted depth : Dermis layer (1~2mm)
- The mount of injection per shot : 0.01 to 0.02ml, Don't put too much
- Slightly pull the skin up in the temple area
- Pull the skin especially for those who get bruised easily
- Use cold roller ice packs in advance to make the skin very cold to relieve pain
- Don't get the deep injections on the forehead area
- Sufficient amount injections occurs the embossing. The embossing will disappear within 30 to 60 minutes
- The skin on th forehend is very thin, about 1mm. Keep the angle of the needle very obliquely
- Using the drug delivery system. Pain is very low, The person who is undergoing the system can receive the procedure very confortably.

## Before & After

### Acne treatment



### Whitening effect



### Regeneration effect




### Moisturizing effect



## How to use PDRN

Needle depth (Injection depth 0.5mm or more)

### STEP 1 Anesthesia



Apply the anesthetic topical cream to the area to be performed. (Lidocaine products, carefully applied around eyes)



Cover the area with plastic wrap and wait for at least 30 minutes.



After wiping the anesthetic cream, wipe the area of use with alcohol cotton pad.

### STEP 2 Application of solution



Use appropriate amount of solution at the site of use.




Use your fingers to spread out the solution.

### STEP 3 Use MTS



MTS needling is performed on the skin with the solution so that the solution is absorbed well into the skin.



Cover the mask and finish.

## How to Use PDRN as HomeCare

Needle depth (0.25mm)



Apply the solution after washing the face.



The application area of the solution is applied using MTS



# PDRN Skin Booster PROTOCOL

效果显著的三文鱼DNA, 促进细胞生长

CONTACT

YouTube



Manufactured by CONTACTKOREA Inc.

工厂地址：韩国京畿道城南市中院区 Sagimakgol-ro  
124 SKn technopark Biz幢B119, 120号 13207  
[www.contactko.com](http://www.contactko.com)  
[contactkorea@contactko.com](mailto:contactkorea@contactko.com)

(株)坤泰韩国 CONTACTKOREA Inc.

本社地址：韩国首尔市江南区论岬路  
151路46号 (新沙洞, 升智大厦1楼)  
电话：82-2-540-6440  
传真：82-2-540-6441



CONTACTKOREA Inc.  
Creative Medical & Cosmetic Service GROUP  
(주)콘택코리아코퍼레이션





## PDRN 效果

如图所示，这位模特的皮肤很好。近年来在韩国，水光备受瞩目的理由是再好的皮肤也会有水分不足的情况。PDRN产品的成分具有多种效果，并与谷胱甘肽是最佳组合。



- 注入真皮层深度：1~2mm
- 每次注药量为0.01-0.02ml，请勿注入过多
- 沿着太阳穴方向轻轻拉紧肌肤注入
- 容易淤青的患者请拉紧皮肤注入
- 注射时为减少疼痛，请用冰袋等冷却皮肤后注射
- 额头的皮肤很薄，额头部分应调节注入深度
- 注射时请将注射针以斜角注射
- 注入充分量后，皮肤会发生压纹(embossing)，这种压纹会在30-60分钟后消失
- 使用注射器操作时疼痛感会减少且非常的便捷

## 前后照片对比

痘肌改善



提亮肌肤



再生效果



保湿效果



## PDRN 使用方法

微针针头长度为0.5mm以上

### STEP 1 麻醉



在施术的部位涂抹麻膏(含利多卡因的产品，注意避免眼周)。



涂抹麻膏部位用保鲜膜盖住等候30分钟。



先将麻膏擦掉，再用酒精将施术部位擦净。

### STEP 2 涂抹溶液



将PDRN逆龄溶液抽取到施术部位。



用手将溶液铺平抹匀。

### STEP 3 MTS施术



用MTS将擦在脸部的逆龄溶液导入。



敷上镇静面膜。

## PDRN 逆龄溶液 在家使用时的方法步骤

微针针头长度为0.25mm以上。



洗脸后将PDRN逆龄溶液抽取到施术部位。



用MTS将擦在面部的溶液导入。